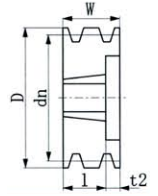


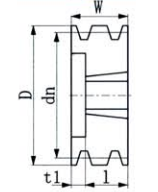
適用B.BX.5V.5VX.SPBベルト

Unit : mm

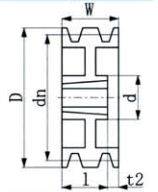
品番 Part No.	データ径 dn	外径 D	ブッシング Bushing		ボス部 Hub				リム幅 W	質量 (kg)	形状図番 Type
			品番 No.	最大軸穴径 Max.Bore	d	t1	t2	l			
SPB 100-4	100	107	1610	42		57		25	82	2.2	19
SPB 106-4	106	113	1610	42		57		25	82	2.5	19
SPB 112-4	112	119	1610	42		57		25	82	2.8	19
SPB 118-4	118	125	1610	42		57		25	82	3	19
SPB 125-4	125	132	2012	50		25	25	32	82	3	26
SPB 132-4	132	139	2012	50		25	25	32	82	3.9	26
SPB 135-4	135	142	2012	50		25	25	32	82	4	26
SPB 140-4	140	147	2517	60		18.5	18.5	45	82	4	26
SPB 145-4	145	152	2517	60		18.5	18.5	45	82	4.5	26
SPB 150-4	150	157	2517	60		18.5	18.5	45	82	5	26
SPB 155-4	155	162	2517	60		18.5	18.5	45	82	5.3	26
SPB 160-4	160	167	2517	60		18.5	18.5	45	82	6	26
SPB 165-4	165	172	2517	60		18.5	18.5	45	82	6.2	26
SPB 170-4	170	177	2517	60		18.5	18.5	45	82	6.7	26
SPB 175-4	175	182	2517	60		18.5	18.5	45	82	7.1	26
SPB 180-4	180	187	2517	60		18.5	18.5	45	82	7.7	26
SPB 185-4	185	192	2517	60		18.5	18.5	45	82	8.1	26
SPB 190-4	190	197	2517	60		18.5	18.5	45	82	8.8	26
SPB 195-4	195	202	2517	60		18.5	18.5	45	82	9.4	26
SPB 200-4	200	207	3020	75			31	51	82	9.4	18
SPB 206-4	206	213	3020	75			31	51	82	10.1	18
SPB 212-4	212	219	3020	75			31	51	82	10.9	18
SPB 218-4	218	225	3020	75			31	51	82	11.7	18
SPB 224-4	224	231	3020	75			31	51	82	12.5	18
SPB 230-4	230	237	3020	75			31	51	82	13.3	18
SPB 236-4	236	243	3020	75			31	51	82	14.2	18
SPB 250-4	250	257	3020	75	146		31	51	82	12.8	20
SPB 265-4	265	272	3020	75	146	15.5	15.5	51	82	13.2	22
SPB 280-4	280	287	3020	75	146	15.5	15.5	51	82	14	22
SPB 300-4	300	307	3535	90	175		7	89	82	19.5	21
SPB 315-4	315	322	3535	90	175		7	89	82	21.7	21
SPB 335-4	335	342	3535	90	175		7	89	82	23.4	21
SPB 355-4	355	362	3535	90	175		7	89	82	25.2	21
SPB 375-4	375	382	3535	90	175		7	89	82	27.2	21
SPB 400-4	400	407	3535	90	175		7	89	82	27.4	23
SPB 425-4	425	432	3535	90	175		7	89	82	27.9	23
SPB 450-4	450	457	3535	90	175		7	89	82	30.1	23
SPB 475-4	475	482	3535	90	175		7	89	82	31.3	23
SPB 500-4	500	507	3535	90	175		7	89	82	33.8	23
SPB 560-4	560	567	3535	90	175		7	89	82	42.3	23
SPB 630-4	630	637	3535	90	175		7	89	82	48.5	23
SPB 710-4	710	717	3535	90	185	3.5	35	89	82	60.2	24
SPB 800-4	800	807	4040	100	215	10	10	102	82	74.4	24
SPB 900-4	900	907	4040	100	216	10	10	102	82	77.6	24
SPB 1000-4	1000	1007	4040	100	216	4	16	102	82	91.7	24



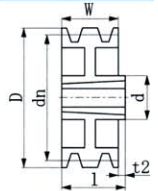
18



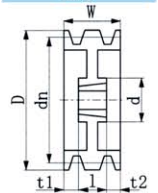
19



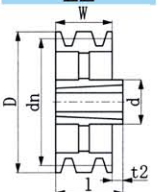
20



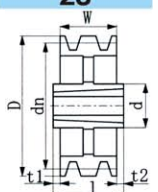
21



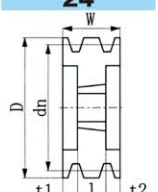
22



23



24



26

*質量はプーリー単体です。
*最大軸穴径は新JIS平行キーまたは、シャローキーを適用する場合です。