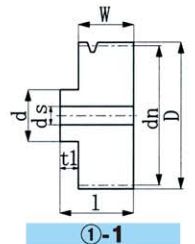


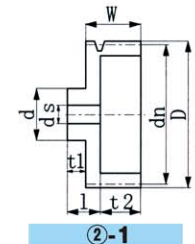
## 適用B,BXベルト

Unit : mm

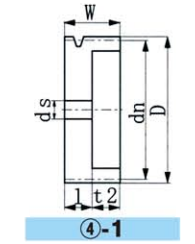
品番 Part No.	データ径 dn	外径 D	下穴径 ds	最大軸穴径 Max.Bore	ボス部 Hub				リム幅 W	質量 (kg)	形状図番 Type
					d	t1	t2	l			
2	39.8	50.8	9	12	35	16		60	44	0.5	①-1
2 1/2	52.5	63.5	9	22	41	19		63	44	0.8	①-1
3	65.2	76.2	9	28			16	28	44	1.0	④-1
			9	25	45	19	31	32	44		②-1
3 1/2	77.9	88.9	9	30			16	28	44	1.3	④-1
			9	28	50	19	31	32	44		②-1
4	90.6	101.6	9	35			16	28	44	1.4	④-1
			9	28	50	19	31	32	44		②-1
4 1/2	103.3	114.3	9	40			16	28	44	1.8	④-1
			9	32	57	19	31	32	44		②-1
5	116.0	127.0	12	50			16	28	44	2.1	④-1
			12	32	57	19	31	32	44		②-1
5 1/2	128.7	139.7	12	55			16	28	44	2.5	④-1
			12	35	64	19	31	32	44		②-1
6	141.4	152.4	12	35	64	3	3	38	44	2.6	⑤-2
6 1/2	154.1	165.1	12	35	64	3	3	38	44	2.9	⑤-2
7	166.8	177.8	12	35	64	3	3	38	44	3.1	⑤-2
8	192.2	203.2	12	35	64	3	3	38	44	3.4	⑤-2
9	217.6	228.6	12	42	76	0.5	0.5	43	44	5.0	⑤-2
10	243.0	254.0	12	42	76	0.5	0.5	43	44	5.0	⑤-2
11	268.4	279.4	15	42	76	0.5	0.5	43	44	5.3	⑤-2
12	293.8	304.8	15	45	82	0.5	0.5	43	44	5.9	⑤-2
13	319.2	330.2	15	45	82	0.5	0.5	43	44	6.3	⑤-2
14	344.6	355.6	15	45	82	0.5	0.5	43	44	7.1	⑤-2
15	370.0	381.0	15	45	82	0.5	0.5	43	44	7.9	⑤-2
16	395.4	406.4	15	50	88	0.5	0.5	43	44	8.4	⑤-2
18	446.2	457.2	15	50	88	0.5	0.5	43	44	10.7	⑤-2
20	497.0	508.0	22	50	88	0.5	0.5	43	44	12.5	⑤-2
22	547.2	558.2	22	50	88	0.5	0.5	43	44	12.7	⑤-2
24	598.6	609.6	22	50	88	0.5	0.5	43	44	14.2	⑤-2



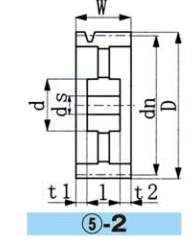
①-1



②-1



④-1



⑤-2