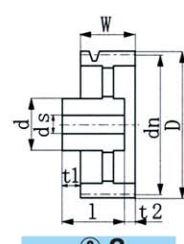
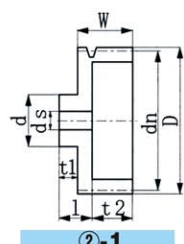
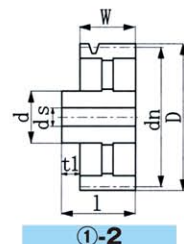
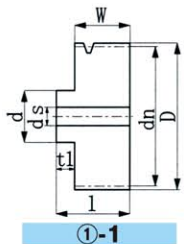


適用B,BXベルト

Unit : mm



| 品番 Part No. | データー径 dn | 外径 D | 下穴径 ds | 最大軸穴径 Max.Bore | ボス部 Hub | | | | リム幅 W | 質量 (kg) | 形状図番 Type |
|----------------|-------------|---------|-----------|-------------------|------------|----|----|----|----------|------------|--------------|
| | | | | | d | t1 | t2 | l | | | |
| 2 | 39.8 | 50.8 | 9 | 12 | 35 | 16 | | 40 | 24 | 0.3 | ①-1 |
| 2 1/2 | 52.5 | 63.5 | 9 | 22 | 41 | 19 | | 43 | 24 | 0.6 | ①-1 |
| 3 | 65.2 | 76.2 | 9 | 25 | 45 | 19 | 15 | 28 | 24 | 0.7 | ②-1 |
| 3 1/2 | 77.9 | 88.9 | 9 | 25 | 45 | 19 | 15 | 28 | 24 | 0.8 | ②-1 |
| 4 | 90.6 | 101.6 | 9 | 28 | 50 | 19 | 15 | 28 | 24 | 1.0 | ②-1 |
| 4 1/2 | 103.3 | 114.3 | 9 | 28 | 50 | 19 | 15 | 28 | 24 | 1.2 | ②-1 |
| 5 | 116.0 | 127.0 | 9 | 32 | 57 | 19 | 15 | 28 | 24 | 1.4 | ②-1 |
| 5 1/2 | 128.7 | 139.7 | 9 | 32 | 57 | 19 | 15 | 28 | 24 | 1.6 | ②-1 |
| 6 | 141.4 | 152.4 | 9 | 28 | 50 | 11 | 5 | 30 | 24 | 1.6 | ②-2 |
| 6 1/2 | 154.1 | 165.1 | 12 | 28 | 50 | 11 | 5 | 30 | 24 | 1.6 | ②-2 |
| 7 | 166.8 | 177.8 | 12 | 32 | 56 | 11 | 5 | 30 | 24 | 1.9 | ②-2 |
| 8 | 192.2 | 203.2 | 12 | 32 | 56 | 11 | 5 | 30 | 24 | 2.1 | ②-2 |
| 9 | 217.6 | 228.6 | 12 | 32 | 56 | 11 | 5 | 30 | 24 | 2.4 | ②-2 |
| 10 | 243.0 | 254.0 | 12 | 35 | 62 | 14 | 5 | 33 | 24 | 2.8 | ②-2 |
| 11 | 268.4 | 279.4 | 12 | 35 | 62 | 9 | | 33 | 24 | 3.2 | ①-2 |
| 12 | 293.8 | 304.8 | 12 | 35 | 62 | 9 | | 33 | 24 | 3.4 | ①-2 |
| 13 | 319.2 | 330.2 | 12 | 35 | 62 | 9 | | 33 | 24 | 4.0 | ①-2 |
| 14 | 344.6 | 355.6 | 12 | 35 | 62 | 9 | | 33 | 24 | 4.4 | ①-2 |
| 15 | 370.0 | 381.0 | 12 | 35 | 62 | 9 | | 33 | 24 | 4.8 | ①-2 |
| 16 | 395.4 | 406.4 | 12 | 38 | 68 | 14 | | 38 | 24 | 5.2 | ①-2 |