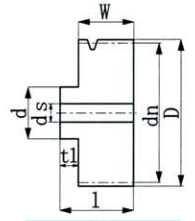


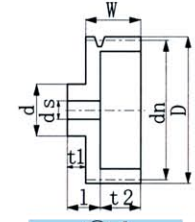
適用A,AXベルト

Unit : mm

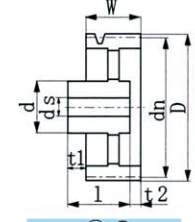
品番 Part No.	データー径 dn	外径 D	下穴径 ds	最大軸穴径 Max.Bore	ボス部 Hub				リム幅 W	質量 (kg)	形状図番 Type
					d	t1	t2	l			
2	41.8	50.8	9	14	32	16		52	36	0.4	①-1
2 1/2	54.5	63.5	9	24	45	16		52	36	0.8	①-1
3	67.2	76.2	9	28			12	24	36	0.8	④-1
			9	25	45	19	25	30			②-1
3 1/2	79.9	88.9	9	30			12	24	36	1.1	④-1
			9	28	50	19	25	30			②-1
4	92.6	101.6	9	35			12	24	36	1.3	④-1
			9	28	50	19	25	30			②-1
4 1/2	105.3	114.3	9	40			12	24	36	1.6	④-1
			9	32	57	19	25	30			②-1
5	118.0	127.0	9	50			12	24	36	1.8	④-1
			9	32	57	19	25	30			②-1
5 1/2	130.7	139.7	9	55			12	24	36	2.1	④-1
			9	32	57	19	25	30			②-1
6	143.4	152.4	9	32	57	9	12	33	36	2.1	②-2
6 1/2	156.1	165.1	12	35	62	9	12	33	36	2.7	②-2
7	168.8	177.8	12	35	62	9	12	33	36	2.7	②-2
8	194.2	203.2	12	35	65	9	12	33	36	3.1	②-2
9	219.6	228.6	12	40	70	9	12	33	36	3.4	②-2
10	245.0	254.0	12	40	70	9	12	33	36	3.8	②-2
11	270.4	279.4	12	40	70	0.5	0.5	35	36	4.2	⑤-2
12	295.8	304.8	12	42	75	0.5	0.5	35	36	4.8	⑤-2
13	321.2	330.2	12	42	75	0.5	0.5	35	36	5.2	⑤-2
14	346.6	355.6	12	45	82	0.5	0.5	35	36	5.4	⑤-2
15	372.0	381.0	12	45	82	0.5	0.5	35	36	6.5	⑤-2
16	397.4	406.4	12	45	82	0.5	0.5	35	36	6.0	⑤-2
18	448.2	457.2	15	45	82	0.5	0.5	35	36	8.6	⑤-2
20	499.0	508.0	15	45	82			36	36	9.7	③
22	549.8	558.8	15	45	88	1	1	38	36	10.3	⑥-2
24	600.6	609.6	15	45	88	1	1	38	36	11.2	⑥-2



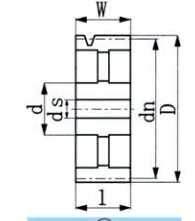
①-1



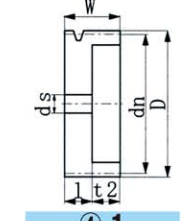
②-1



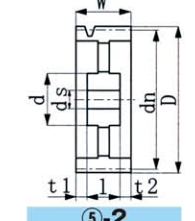
④-1



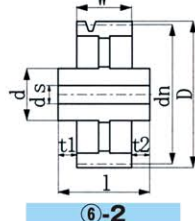
②-2



③



⑤-2



⑥-2